

THE PHOTOMACHINE

→ FRAMEGUIDE FOR PROS

You are an agency, graphic designer or just a pro and want to design your photoframe by yourself ?

Find all information, options and the formats that we ultimately need on our sheet... HAVE FUN!

THE BASIC → POLASTYLE



total frame size

mm

102 x 152

px

1200 x 1800

image detail (transparency)

90 x 125



1066 x 1471

resolution: 300dpi → png/pdf file with transparency

SIMPLE &
MODEST
#01

BRANDING
AREA
→ BASIC LEFT

mm px
46 x 14 540 x 170




BIG &
BUSSY
#02

BRANDING
AREA
→ FULL WIDE

mm px
90 x 14 1066 x 170

The photomachine logo on any frame is mandatory.

THE
EXPERT
→ FULL STYLED



total frame size
image detail (transparency)

mm
102 x 152
90 x 125

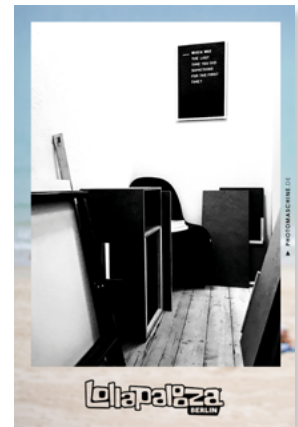

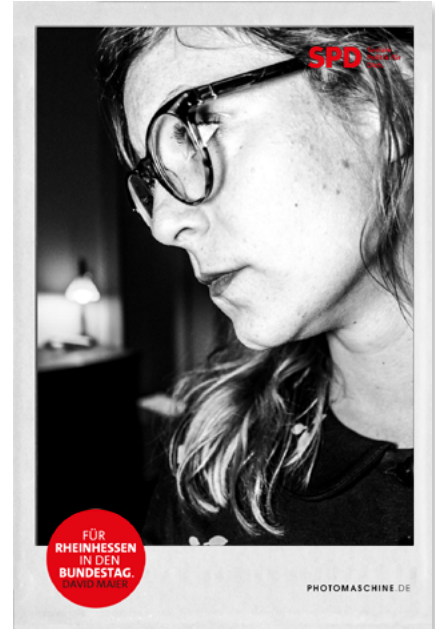

px
1200 x 1800
1066 x 1471

resolution: 300dpi → png/pdf file with transparency

DESIGN
EXPERT
#03

BRANDING
AREA
→ FULL FRAME

DON'T FORGET ABOUT
THE TRANSPARENCY
AREA FOR THE PHOTO!



4,7 MB



23 MB

THE
DOWNLOADS

→ FIND ID + PSD TEMPLATES HERE



The photomachine logo on any frame is mandatory.